

Your doctor has prescribed an immunochemical test for occult blood (blood that is not visible to the naked eye) in your stools. It is a simple test used to screen for colorectal cancer.

## To do the test you will be given:

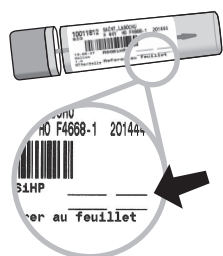

- a tube-shaped container
- a plastic bag

## You may have received:

- a waterproof, biodegradable paper
- If not, use a disposable container (not provided).

## TO ENSURE ACCURATE TEST RESULTS, IT IS IMPORTANT TO FOLLOW THESE INSTRUCTIONS

**ATTENTION: If you are having your period or have bleeding hemorrhoids, wait until the bleeding stops before collecting your specimen.**



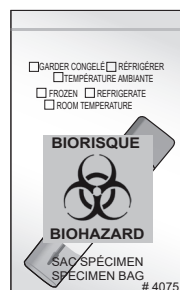
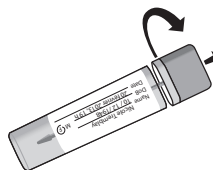
**1** Open your sample collection kit.

**2** When you are ready to take the test, take the tube and clearly write your last name, first name, health insurance card number, and the date of the test on the label. If the label is pre-identified with your name, only write the date and time of the test on the lines to the right of the bar code.

**3** With paper: Unfold the paper. Place it directly on the clean water in the center of the toilet bowl so that the sides of the paper stick to the wall of the bowl.

Without paper: You can use a plastic container or an aluminum plate which you will throw after collecting the sample.

**4** Let your stools fall onto the paper (the container). Your stools should not be mixed with urine or any other liquid before sampling.



**5** Turn and pull the green cap to open the sample collection tube.

**6** Lightly scratch the surface of the stools with the green stem attached to the cap. A small sample of your stool is sufficient to cover the end of the stem. Reinsert the stem into the tube and close it tightly. Do not reopen the tube once you have closed it.

**7** You may then flush the toilet.

**8** Wash your hands.

**9** Put your sample tube in the plastic bag and close it.

**10** Keep the bag in the fridge until you bring your stool sample to the specimen collection centre.



You must take your stool sample to the test centre as soon as possible, within 48 hours of collecting the sample. If you still have the paper copy of your doctor's note, remember to include it in the bag with your stool sample. Check the centre's hours.



In the mean time, keep the bag in the refrigerator.

Your test results will be sent to your attending physician.